


## **Lycalux 45 Watt Cree Ledpanel, 1200x300mm**



**Ultra thin LED inlay-armature for replacement conventional (TL) Fluorescent armature.**

Lighted from the side

Uniform light surface

Up to 60% saving on energy usage

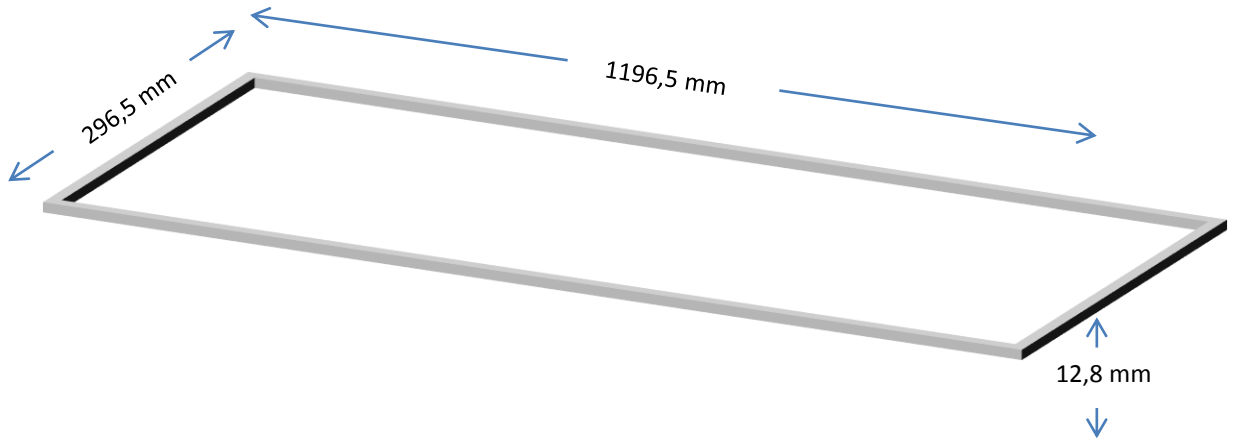
Simple installation

Free of maintenance

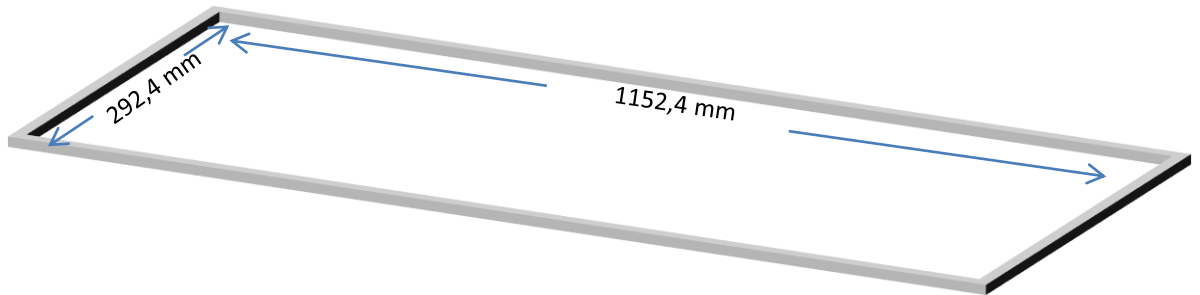
Input Voltage:	AC85V-265V
Frequency:	50Hz--60Hz
Harmonic distortion:	≤13%
Power Factor:	>0.97
LED Working Voltage:	DC 24-28V
Current:	1160mA
# LEDs :	180
LED usage:	45W
Total usage:	46.4W
Lumen efficiëncy:	65-75 lm/W
LED type :	CREE XP-E
Beam angle:	120 °
Color temperature	3000-3500K, 4000-4500K,5500-6500K
Total Lumen output:	2925 – 3375 lm
Light distribution:	Symetrisch
Maximum Temperature:	≤41°C
Min/max surrounding temp:	-40°C~+55°C
IP grade :	IP40
Lifespan:	>50000Hrs
Connection to panel:	2 pins connector with screw connection
Connection to driver:	Wieland
Material:	Aluminium protected against oxidation (6063), premium acryl/ lexan.
Optional:	Dimmable via Dali/ or RF.

## Dimensions

### Outside dimension



### Light surface



## Curve light distribution

